


# Best<sup>TM</sup> ABT Molecular Imaging

## BG-75 BIOMARKER GENERATOR



The BG-75 Biomarker Generator integrates a compact mini-cyclotron, kit based micro-chemistry, and automated quality control, simplifying in-house production of <sup>18</sup>F-FDG and advanced biomarkers.

- Push button graphic interface
- Kit based chemistry
- Single or batch dose production
- Final dose delivery to syringe or vial (option)
- Automated quality control testing
- Integrated cyclotron & chemistry self-shielding
- Complete production lab in a 30 x 30 meter area



Best ABT Molecular Imaging 3024 Topside Business Park Drive, Louisville, TN 37777 USA  
tel: 865 982 0098 800 336 4970 [www.bestabt.com](http://www.bestabt.com) [www.teambest.com](http://www.teambest.com)

AFRICA | ASIA | EUROPE | LATIN AMERICA | MIDDLE EAST | NORTH AMERICA



# TeamBest Companies enters agreement to acquire ABT Molecular Imaging, Inc. and announces creation of Best ABT, Inc.

PRESS RELEASE • November 12, 2018

Washington, DC & Knoxville, TN USA • Vancouver, BC Canada

Best Medical International, Inc. (BMI) and Best Cyclotron Systems (BCS) both part of the TeamBest group of companies, are pleased to announce the creation of Best ABT, Inc. Best ABT, Inc. has entered into an agreement to acquire ABT Molecular Imaging, Inc. (ABT), a Knoxville, TN based cyclotron manufacturing company.

The TeamBest group of companies, founded by Krishnan Suthanthiran, is headquartered in Springfield, Virginia, USA, and manufactures a variety of quality products for the radiation therapy and diagnostic community. BCS currently offers a wide array of cyclotrons ranging from 15 MeV to 70 MeV. A fully-functioning Best 70 MeV cyclotron has been successfully installed in Legnaro, Italy. BCS is currently installing several other cyclotrons in various countries worldwide.

Best ABT, Inc. will be a valuable addition to the TeamBest cyclotron portfolio that will allow TeamBest to deliver quality oncology diagnosis and care to a large group of currently underserved patients worldwide. The acquisition of ABT will bring a wealth of experience in smaller cyclotron technology, as well as in automated chemistry to TeamBest. The cyclotron manufactured by ABT, the BG-75 Biomarker Generator (BG-75 System) is smaller and easier to install and operate than most conventional systems. The BG-75 integrates a compact cyclotron with micro-chemistry and automated quality control system, to provide on-demand F-18 FDG production in one seamless solution (“Dose-On-Demand”) to support the diagnostic community. With more than 25 BG-75 Systems sold worldwide, Best ABT, Inc. will allow the TeamBest group of companies to expand its global reach into more diverse markets than ever before.

With this acquisition, TeamBest is taking another step in delivering on its promise to deliver “healthcare for everyone”. Together with Best Cure Foundation (BCF), the TeamBest group of companies will set up a hub-and-spoke model healthcare delivery system, linked to General, as well as Super-Specialty Medical Centers, availing themselves of all of TeamBest’s new and advanced technologies worldwide.

For more information, please visit [www.teambest.com](http://www.teambest.com) or visit our booth #4124 at RSNA in Chicago, Illinois November 25–28, 2018.

## Contacts:

**Manny Subramanian, Ph.D.** +1 703-451-2378 • [manny@teambest.com](mailto:manny@teambest.com)  
Director of Research & Development, Best Medical International, Inc.

**Krishnan Suthanthiran** +1 703-451-2378 • [krish@teambest.com](mailto:krish@teambest.com)  
President & Founder, TeamBest Companies • Best Cure Foundation



Best ABT Molecular Imaging 3024 Topside Business Park Drive, Louisville, TN 37777 USA  
tel: 865 982 0098 800 336 4970 [www.bestabt.com](http://www.bestabt.com) [www.teambest.com](http://www.teambest.com)

AFRICA | ASIA | EUROPE | LATIN AMERICA | MIDDLE EAST | NORTH AMERICA



# Best Particle Therapy

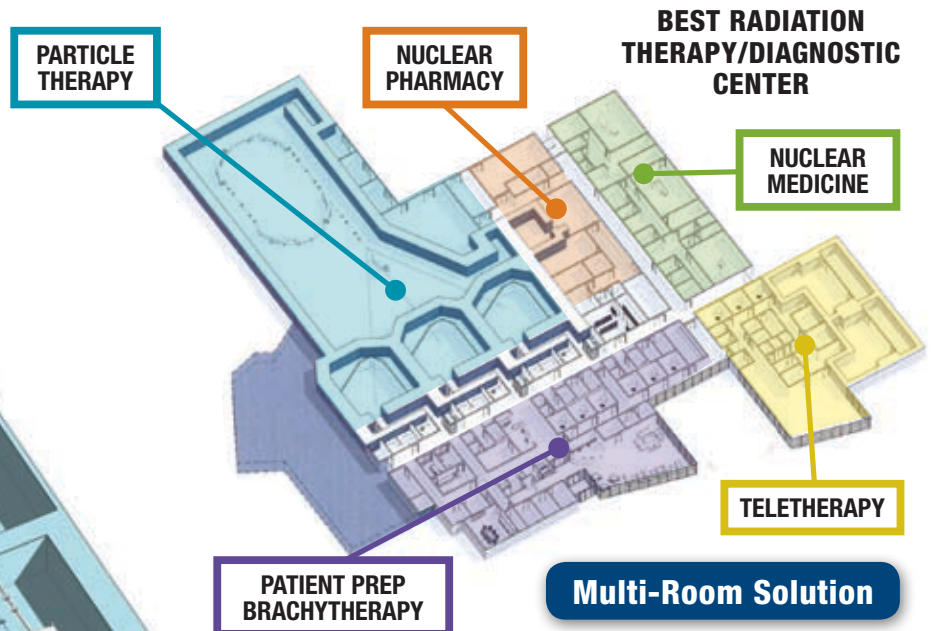


**Upgradeable Single Room Solution**

**Best Particle Therapy** is developing a Proton-to-Carbon therapy system to deliver energetic particle beams of protons and carbon ions, achieving a high level of precision to treat deep-seated as well as radiation-resistant tumors.

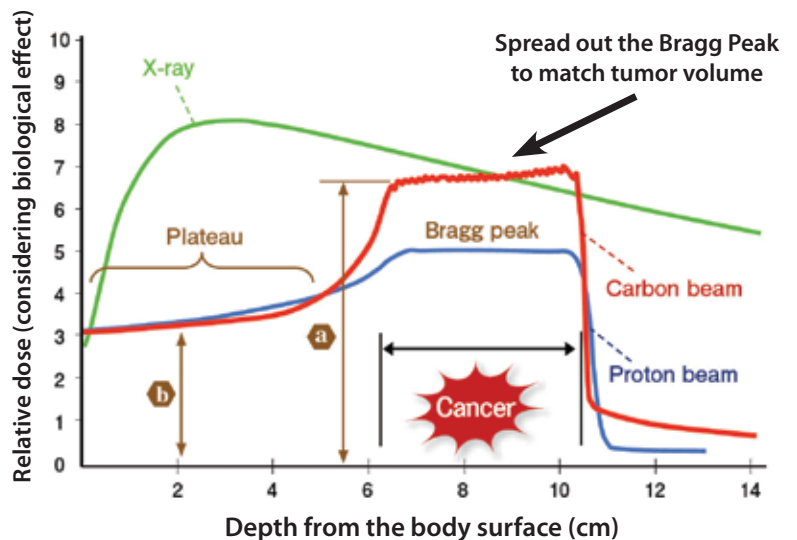
## 400 MeV Rapid Cycling Medical Synchrotron for Proton-to-Carbon Heavy Ion Therapy:

- A unique combination of advanced spot scanning with rapid energy modulation
- Elimination of neutron contamination associated with patient specific hardware
- Intrinsically small beams facilitating beam delivery with precision
- Small beam sizes – small magnets, light gantries – smaller footprint
- Highly efficient single turn extraction
- Efficient extraction – less shielding
- Flexibility – heavy ion beam therapy (proton and/or carbon), beam delivery modalities



**Prototype iCMS Combined Function Magnet**

Peak-to-Plateau ratio of the RBE (a/b) is larger in carbon ion beams than for proton beams.

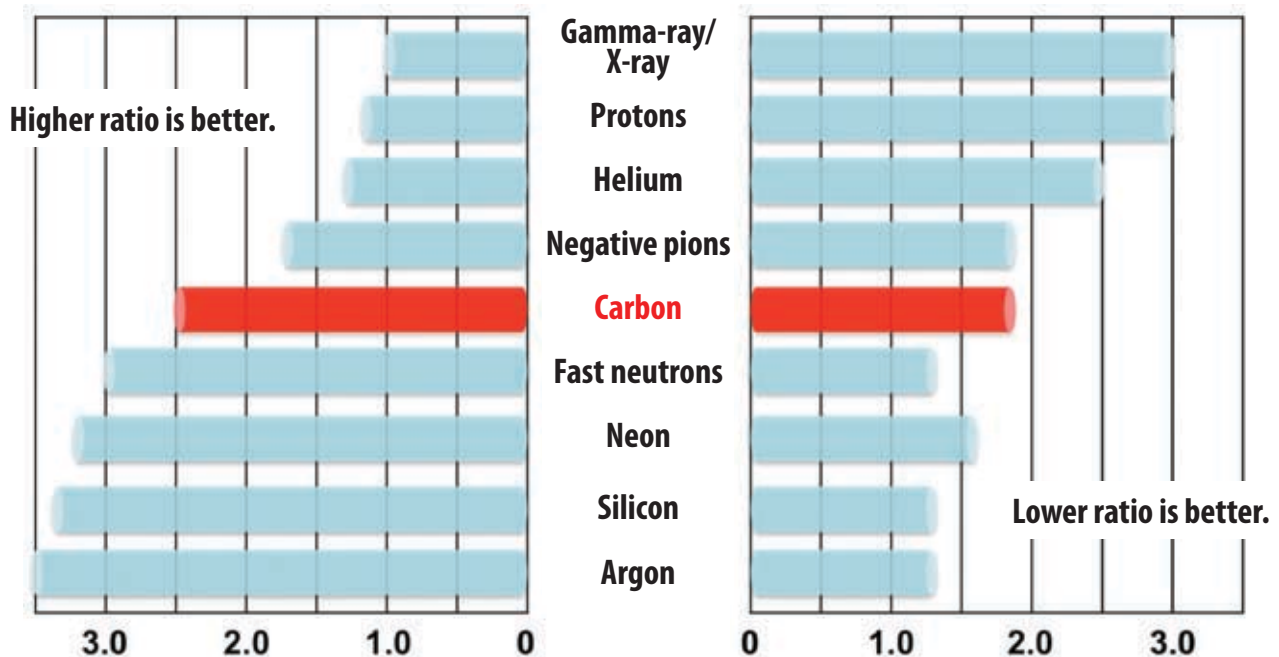


Graph courtesy of Hirohiko Tsujii et al., Radiological Sciences, 50(7), 4, 2007

## Accelerator Comparison Table

				Maximum Credible Incidence (MCI)	
	Energy Maximum (MeV)	Avg. Current Delivered (nA)	Charge Accelerated (nC/s)	Risk Ratio MCI/ Delivered	Shielding (50 mSv/yr) Concrete @10.00 m (m)
<b>Protons (206 MeV)</b>					
Isochronous Cyclotron (NC)	230	2	1250	625	2.89
Isochronous Cyclotron (SC)	250	2	313	156	2.44
Synchro Cyclotron (SC)	250	2	1	0.50	0.54
Slow Cycling Synchrotron	250	2	20	10	1.53
<b>Best ion Rapid Cycling Medical Synchrotron (iRCMS)</b>	1200	2	0.133	0.067	0.13

### RBE: Relative Biological Effectiveness OER: Oxygen Enhancement Ratio



RBE represents the biological effectiveness of radiation in the living body. The larger the RBE, the greater the therapeutic effect on the cancer lesion.

OER represents the degree of sensitivity of hypoxic cancer cells to radiation. The smaller the OER, the more effective the therapy for intractable cancer cells with low oxygen concentration.

\* Specifications are subject to change. Product shown not available for sale currently.

# Best<sup>TM</sup> Particle Therapy

## ION RAPID CYCLING MEDICAL SYNCHROTRON (IRCMS) STATUS AND FUTURE PLANS

Manny Subramanian<sup>1</sup>, Stephen G Peggs<sup>2</sup>, Joseph P. Lidestri<sup>3</sup>, JK Kandaswamy<sup>1</sup>, Krishnan Suthanthiran<sup>1</sup>

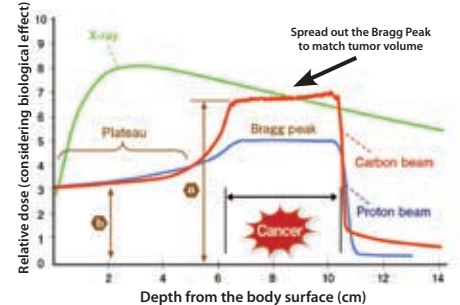
<sup>1</sup>Best Medical International, Springfield, VA, 22153 USA • <sup>2</sup>Brookhaven National Laboratory, Upton, NY, 11973 USA • <sup>3</sup>Columbia University, New York, NY, 10032 USA

PTCOG 55 • PROTON THERAPY CENTER • PRAGUE, CZECH REPUBLIC • MAY 22–28, 2016

Best Medical International (BMI) entered a Cooperative Research and Development Agreement (CRADA) with Brookhaven National Laboratory to advance the design of the ion Rapid Cycling Medical Synchrotron (iRCMS). The iRCMS is a state-of-the-art synchrotron designed for future cancer therapy facilities that foresee the need to deliver clinical or pre-clinical beams heavier than typical protons. The Collider Accelerator Department (CAD) at Brookhaven National Laboratory (BNL) has optimized an accelerator design under the CRADA funded by BMI specifically for the generation of carbon ions with a maximum energy of 400 MeV/u in addition to protons of typical clinical energies. The accelerator is optimized to cycle with a frequency of 15 Hz to the top energy required to deliver treatment at a maximum depth of 27 cm. The iRCMS uniquely combines advanced spot scanning with rapid energy modulation thereby eliminating the contamination associated with patient specific hardware. Extremely small beam emittances are also associated with rapid cycling, which facilitates the generation of particle beams with unprecedented precision. The iRCMS lattice design is a racetrack with two zero dispersion parallel straight sections ideal for injection, extraction and RF systems. The racetrack is 12 meters wide and 23 meters long with the two arcs having a bending radius of ~5 meters. These arcs are made up of 24 combined function magnets with a maximum magnetic field of  $B_{max} \sim 1.3$  Tesla. The iRCMS was conceived to include highly efficient single turn injection and extraction and shall utilize a linac to inject carbon ions and protons at a kinetic energy of 8 MeV/u.

### Clinical Comparison: X-rays, Protons & Carbon Ions

Peak-to-Plateau ratio of the RBE (a/b) is larger in carbon ion beams than for proton beams.



Protons – Base/Peak = 60% Carbon Ions – Base/Peak = 45%

Graph courtesy of Hirohiko Tsuji et al., Radiological Sciences, 50(7), 4, 2007

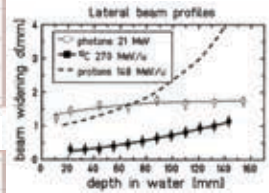
### Carbon Ions are more precise than Protons



The intrinsic spot width for ~206 MeV/u Protons is  $2\sigma = 11.4$  mm

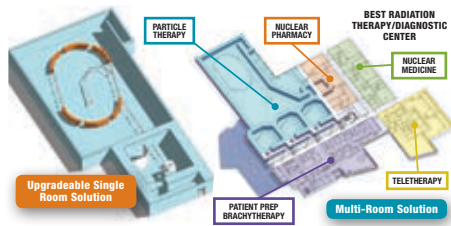


The intrinsic spot width for ~400 MeV/u Carbon ions is  $2\sigma = 2.93$  mm



“Lines to guide the eye” U. Weber GSI (1996)

### Best Particle Therapy Rapid Cycling Synchrotron



Best Medical Synchrotrons with Variable Energy from Proton to Carbon, in Single or Multi-Room Solutions, with or without Gantry



### Advanced Beam Delivery – Less Shielding



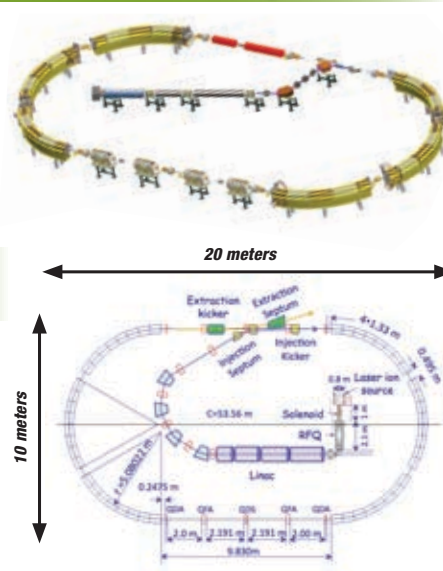
### Shielding Estimate Comparisons

	Accelerator Comparison Table					
	Energy Maximum (MeV)	Avg. Current Delivered (nA)	Charge Accelerated (nC/s)	Risk Ratio MCV Delivered	Shielding (50 mSv/yr) Concrete @10.00 m (m)	Maximum Credible Incidence (MCI)
<b>Protons (206 MeV)</b>						
Isochronous Cyclotron (IC)	230	2	1250	625	2.89	
Isochronous Cyclotron (SC)	250	2	313	156	2.44	
Synchro Cyclotron (SC)	250	2	1	0.50	0.54	
Slow Cycle Synchrotron	250	2	20	10	1.53	
Rapid Cycle Synchrotron	1200	2	0.133	0.067	0.13	

Estimates above were calculated using the Moyer Model  
Neutron source terms for 177 MeV protons  
Neutron transmission factors  
Neutron attenuation length in concrete (SLAC PUB 130339)

Final shielding calculations use a full scale Monte Carlo method (MCNPX, GEANT, FLUKA)

### Racetrack Synchrotron – Smaller Area Footprint



### Prototype iRCMS Combined Function Magnet



### Summary

BMI & BNL have jointly developed a rapid cycling proton/carbon synchrotron that enables advanced features including:

- A unique combination of advanced spot scanning with rapid energy modulation
- Elimination of neutron contamination associated with patient specific hardware

Rapid cycling technology has several natural advantages:

- Intrinsically small beam emittances facilitating beam delivery with unprecedented precision
- Small beam sizes – small magnets, light gantries – smaller footprint
- Highly efficient single turn extraction
- Efficient extraction, less charge per bunch – less shielding
- Flexibility – protons and or carbon, future beam delivery modalities

# Best Particle Therapy, Inc. is Developing a Highly Revolutionary New Treatment for Cancer Therapy

The most precise and conformal Cancer Therapy, using hypo-fractionation, supported by a range of the most advanced cyclotrons for research and radioisotope production for medical diagnosis and therapy in the world

**PRESS RELEASE • 6:00 AM EST • MAY 24, 2018**  
**Cincinnati, Ohio & Washington, DC, USA**

Best Theratronics Ltd. (BTL), Best Cyclotron Systems (BCS), Best Particle Therapy (BPT), and Best Medical International (BMI) – all part of TeamBest Medical Companies – are the only companies offering a range of new medical cyclotrons and synchrotrons. These use the most advanced new technologies to offer revolutionary diagnosis and treatment capabilities.

In the next couple of years, Best Particle Therapy will introduce their unique 400 MeV ion Rapid Cycling Medical Synchrotron (iRCMS) with Variable Energy, Heavy Ion Treatment Technologies, offering Proton-to-Carbon Heavy Ion, for Highly Precise, Conformal and Hypo-Fractionated Radiation Therapy. This will be the most advanced new technology for Cancer Therapy, enhancing the cure for many millions of Cancer patients, who do not have this option currently.

The advantages of the Best 400 MeV iRCMS are:

- Intrinsically small beams – facilitating beam delivery with precision for the most conformal radiation therapy
- Hypo-fractionated radiation therapy
- Small beam sizes – small magnets, light gantries – smaller footprint
- Highly efficient single turn extraction – less shielding
- Flexibility – heavy ion beam therapy (protons and/or carbon), beam delivery modalities

In addition to the iRCMS, BCS currently offers a range of New Advanced Technology Cyclotrons, ranging from 15 MeV to 70 MeV – with as high as 1000 micro Amp current for each cyclotron. With the development of a Multi-Particle (Alpha, Deuteron and Proton) 35 MeV Cyclotron, BCS can support the needs of all new therapy capabilities as well.

In partnership with Best Cure Foundation (BCF), TeamBest Companies will set up a Hub-and-Spoke Model of Healthcare Delivery System, using Express and Mobile Clinics, linked to General and Super-Specialty Medical Centers, using all of TeamBest's new and advanced technologies globally.

For more info, please visit: [www.teambest.com](http://www.teambest.com) and [www.teambest.com/about\\_bio.html](http://www.teambest.com/about_bio.html).

**Krishnan Suthanthiran**  
**Founder & President**  
**TeamBest Companies & Best Cure Foundation**  
[krish@teambest.com](mailto:krish@teambest.com)  
**Tel: +1 703-451-2378**



Best Particle Therapy, Inc. 7643 Fullerton Road, Springfield, Virginia 22153 USA  
tel: 703 451 2378 800 336 4970 [www.bestproton.com](http://www.bestproton.com) [www.teambest.com](http://www.teambest.com)

AFRICA | ASIA | EUROPE | LATIN AMERICA | MIDDLE EAST | NORTH AMERICA

# Best™ Cyclotron Systems

## Best™ Cyclotron Systems 15/20/25/30/35/70 MeV Proton & 35/70 MeV Multi-Particle (Alpha, Deuteron & Proton)

Best Cyclotron Systems and TeamBest provide turnkey systems that not only include a cyclotron specific to your isotope requirements but also targets, automated radiochemistry, infrastructure, operations, and maintenance support.

As consistent supplies of radioisotopes become more uncertain, particularly for reactor-supplied isotopes, the Best family of cyclotrons provides a Total Solution™ for the medical community that is less dependent on unreliable sources.

- Currents from 100uA to 1000uA (or higher) depending on the particle beam are available on all BCS cyclotrons
- Best 20u to 25 and 30u to 35 are fully upgradeable on site

Cyclotron	Energy (MeV)	Isotopes Produced
Best 15	15	<sup>18</sup> F, <sup>99m</sup> Tc, <sup>11</sup> C, <sup>13</sup> N, <sup>15</sup> O, <sup>64</sup> Cu, <sup>67</sup> Ga, <sup>124</sup> I, <sup>103</sup> Pd
Best 20u/25	20, 25–15	Best 15 + <sup>123</sup> I, <sup>111</sup> In, <sup>68</sup> Ge/ <sup>68</sup> Ga
Best 30u (Upgradeable)	30	Best 15 + <sup>123</sup> I, <sup>111</sup> In, <sup>68</sup> Ge/ <sup>68</sup> Ga
Best 35	35–15	Greater production of Best 15, 20u/25 isotopes plus <sup>201</sup> Tl, <sup>81</sup> Rb/ <sup>81</sup> Kr
Best 70	70–35	<sup>82</sup> Sr/ <sup>82</sup> Rb, <sup>123</sup> I, <sup>67</sup> Cu, <sup>81</sup> Kr + research

### Best 15



**15 MeV**  
**100–1000 µA**

### Best 20u/25



**20, 25–15 MeV**  
**200–1000 µA**

### Best 30u/35




**30, 35–15 MeV**  
**400–1000 µA**

### Best 70



**70–35 MeV**  
**700–1000 µA**



Assembly of a Best 35 MeV Cyclotron at Best Theratronics facility, Ottawa, Ontario, CA

Installation of Best 70 MeV Cyclotron at Italian National Laboratories (INFN), Legnaro, Padua, IT





# Introducing...Exciting new products under development from TeamBest® Companies!

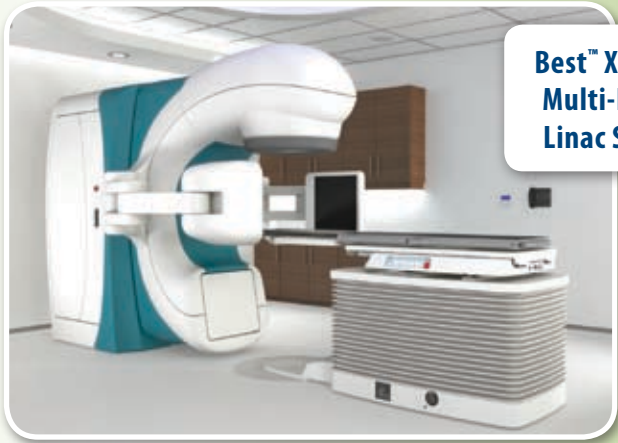
**Best™ E-Beam™ Robotic IORT Linac System**



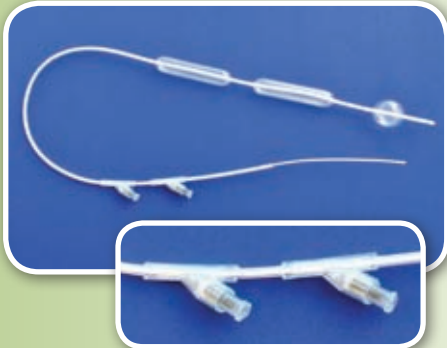
**Best™ X-Beam™ Robotic Radiosurgery System**



**Best™ X-Beam™ Multi-Energy Linac System**




**Best™ Intra Luminal Balloon Applicator (Esophageal)**



**Best™ HDR Afterloader**



**Best™ Double-Balloon Breast Brachytherapy Applicator**



\* Certain products shown are not available for sale currently.

TeamBest Companies © 2018–2019

Best Medical International, Inc. 7643 Fullerton Road, Springfield, VA 22153 USA  
 tel: 703 451 2378 800 336 4970 [www.besttotalsolutions.com](http://www.besttotalsolutions.com) [www.teambest.com](http://www.teambest.com)

AFRICA | ASIA | EUROPE | LATIN AMERICA | MIDDLE EAST | NORTH AMERICA